MARIN PHOTOGRAPHY CLUB NEWSLETTER - APRIL 2012

FOCAL PLANE

DIGITAL BEST IN SHOW

Lost in Thought on the way to the field - Myanmar

Christine Hansen

PRINT BEST IN SHOW

Peaceful surroundings, White Sands, New Mexico

Russell Flaum

" BEAUTY CAN BE SEEN IN ALL THINGS, SEEING AND COMPOSING THE BEAUTY IS WHAT SEPARATES THE SNAPSHOT FROM THE PHOTOGRAPH. – MATT HARDY

UPCOMING COMPETITIONS

April Print:
4/3 at 7:00 PM
March Digital:
4/28 at 6:30 PM

CLICK HERE FOR WEB SITE



CLICK HERE FOR MEETING LOCATION

Club Information

Executive Board 2012	
President	Bruce Kocen
Vice President	Harvey Abernathy
Treasurer	Doris Jansen
Secretary	Mike Green
N4C Rep	Jon d'Alessio
Focal Plane Editor	Mauritz Botha
Digital Chairperson	Keith Cockerham
Print Chairperson	T.J. Campbell

Committee Chairs 2011	
Data Manager	Carol Zychowski
Membership	Liz Walton
Field Trip Committee	Maxine Carlson (chair), Joe Messina and Keith Cockerham
Hospitality	Rosemary Greenberg
Potluck	
Website Manager	Mauritz Botha
Judges Chairperson	Mary Butler
Bio Writer for Focal Plane	Barbara Hanson
Slideshows	TBA
Greeter/Name Tags	TBA

APRIL FOOLS

Welcome to this month's focal plane. It has a lot of information and a couple of reviews on the hottest toy on the block.

Enjoy and please continue to give feedback.

President's Message

Hello everyone,

Hope all are enjoying the much needed rain interspersed with some real great days. For those of you who are retired it's great. For those of us still working, it seems the last few weekends have been unsettled weather which makes it hard to make plans to go out and shoot.

On Sunday March 18th we really lucked out on our field trip to Jack London State Park. No rain, sunshine and big clouds in the sky for the landscapes. It was an interesting day with lots of photographic opportunities for all. I want to thank those members who wore red jackets as I love making the judges happy. Great choice for a field trip Maxine and thank you for putting in a good weather request.

Looking ahead to the future, the board will be needing some help from the membership. We will need to create several committees and need some off you to volunteer to help out.

The first committee is a Design Committee; it is time that we "Brand" the Marin Photography Club. There are several Logos that have been used over the past years, some official and others just something someone found and used. We would like to get a committee formed to design an official logo. This logo would be used for signs, letter head, publications, websites and anything else that is associated with the club. I know many of you are graphic artists and have the expertise to create a great product for the club. So please volunteer.

The second committee is for the Annual Awards Banquet. This year I waited too late to get a committee started and plan to avoid a similar situation for next year by creating the committee now. This is a great event and really needs about 5

to 8 members to help plan and run it.

The third committee we need is a Nominating Committee for the election of officer to serve in 2013. Our bylaws state that "on or before the regular meeting in August, a Nomination Committee shall be appointed for the nomination of officers for the coming year." The slate of officers must be presented to the membership at the October General meeting with the election to be held at the November General meeting. The main objective of the nominating committee is to find those members willing to step-up and assume a leadership position in the club.

None of these committees require a large time commitment, just a willingness to get involved with running the club. If you enjoy the benefits of your club membership, then you need to take an active role in getting it done. Nothing in this club happens without someone else doing it. We have no paid employees doing the work to put on events, display prints or run the club, only those members dedicated to wanting to share their enjoyment and passion for photography with each other.

On another topic, the Board has the results of the general membership survey that was sent out in January. The results will be posted to the competition website with the executive summary and the Board's action plan to address the membership response. There were a few surprises, though I have already heard most of the positive and negative responses and concerns from you already. Many of the responses are either in the works or we have not found a workable solution to correct a situation. We, the executive board, want you to know that we are using the survey results as way to provide the maximum enjoyment for the greatest number of members.

Finally, in an effort to shorten the digital competition meeting, we will no longer be making announcements before the competition begins. They will be projected during the breaks and before the meeting begins. So if you have something to announce, you need to email to Keith at kcockerham@comcast.net with your announcements by 6:00 PM on the Monday before the Digital competition.

That's all for now, remember it's jelly bean season; be sure to get some while they are fresh.

Bruce Kocen

President Marin Photography Club

brucekocen@comcast.net

415-897-5536-H

415-717-9078-C

Spotlight on ...

ELOISE RIVERA

Favorite equipment:

- **Sony Cybershot HX1**

Eloise Rivera is a woman of many interests and talents. Born in Kansas City, she traveled to Northampton, Massachusetts to attend Smith College as a Literature major, and then earned a Masters in Literature at San Francisco State and then in the early 80's another Masters in Clinical Psychology.

While teaching at City College for many years, she also had a small private practice in psycho therapy.

In addition to all her work activities, Eloise married Roberto Rivera, a college professor at SF State, raised two children, practiced piano and violin and tennis with the girls, and presently sings in the California Redwood Chorale, which is soon to go on a concert tour of Italy. If that is not enough, she took a first prize in the Marin County Fair last summer in the category of "personal essay" with a story about an experience in Marin called "And I still Miss Him", although the "he" is not a person, but a "tree".

The first camera she remembers was her mother's Kodak Box Camera. "She took very nice black and white photos of our family with an eye for good composition. Later my father took up photography as a hobby and took mostly slides with his Leica. When I was twelve he gave me a Contaflex and later a Leica with lenses as I went off to Europe to study for a year. Both of my parents had an interest in photography and I inherited that interest with their encouragement."

While attending San Francisco State she managed to work in a few photography classes in the art department. " I studied with Don Worth, himself a student and friend of Ansel Adams, and Jack Welpot, a most creative and challenging teacher. He once had us go in pairs to take pictures at Play Land at the Beach in San Francisco, the photographer in the pair blindfolded! To my astonishment I took some well focused, and well composed photos. At San Francisco State I learned to print and enlarge in black and white and color and for a while had my own darkroom until the demands of work took center stage and photography went into hibernation. I did, however, take years of family photos of children and pets." In recent years, she rediscovered photography in digital cameras and has traveled extensively in Asia, Africa, Ireland, Australia, South America, Mexico and Guatemala taking photographs along the way.

While taking Photoshop classes at the College of Marin, she learned to make photo books with Blurb.com. She has now self-published three photo books: San Miguel de Allende, Velia's Garden, and Water. The latter has text and an introduction that explains her perspective in making that book. It includes photographs of rain, rivers, waterfalls, glaciers, geysers, creatures of the seas and inland waters from all over the world, including San Anselmo! If you would like to view these books, you can simply go to www.Blurb.com and type in Eloise Rivera, and preview them in full screen (if you click on the info button beneath preview screen). "I love making books and will soon be working on one on Antigua, Guatemala and another which I will probably call Wheels. I do a lot of travel photography but am a generalist and love walking around Marin and taking photos of a variety of subjects -- people, landscapes, water fowl, trees and flowers to name a few. I look for interesting light, form, shadow and line."

Eloise loves being in the Marin Photo Club, entering the digital competitions, seeing other members' photos and hearing the judge's critiques. Her camera is a Sony Cyber Shot HX1, a high end point and shoot with a lot of options for manual control and flexibility, including ten pictures per second in burst mode. At some point in the future she hopes to move up to an SLR and make prints.

Eloise took a First Place at the Club competition recently with this projected image in the Shadows Category.

What is New in the World of Photography

NEW IPAD

Apple announced their new iPad early in March and started shipping them on the 16th. The new iPad's main feature is the introduction of a 9.7-inch retina display with a resolution of 2048 by 1536 pixels - that is an amazing 264 pixels per inch.

A built-in application displays pictures and allows displaying them as slide shows.

What makes the iPad even more useful for photographers is an iPad Camera Connection Kit that sells for $29. This kit comes with two dongles, the one for using your camera's USB cable, the other to directly read images from SD cards. The iPad understands JPEG, RAW and some SD and HD video formats.

Apple also introduced iPhoto ($4.99) for the iPad while Adobe announce PhotoShop Touch ($9.99). We will have a review of the new iPad, camera connection kit and the new PhotoShop and iPhoto later in Focal Plane.

CANON 5DIII

Canon announced their much anticipated new 5D early in March.

The 5D has a 22MP full frame CMOS sensor and a new DIGIC 5 processor allows shooting 6 frames per second, making it a good option for sports photographers.

New features include support for both CF and SD cards and an advanced 63-zone metering sensor.

The sensor offers an ISO range of 100 to 25600.

The camera also offers in-camera HDR shooting as well as expanded auto bracketing options. The existing range of Canon cameras only supports 3 frames for auto bracketing, the new 5D supports up to 7 frames covering a range of +/- 8EV. A new feature is to record multiple exposures.

At a recommended list price of $3499 it will take some convincing to get your hands on it.

NEW PRODUCTS

CAMERA CONNECTION KIT

CANON 5DIII

Marin Photo Club – May Field Trip

SAN FRANCISCO CHINATOWN

May 10th

We'll walk and photograph behind the Dragon Gate and into the alleys and shops that are the 'heart' of this vibrant San Francisco neighborhood.

We will be accompanied by Curtis Chan, a personal friend and someone who grew up in this colorful community. GROUP SIZE IS LIMITED TO EIGHT (8) CLUB MEMBERS.

San Francisco's Chinatown is the oldest Chinatown in North America and the largest Chinese community outside Asia. Since its establishment in 1848, it has been highly important and influential in the history and culture of ethnic Chinese immigrants to the United States and North America.

Chinatown is an active enclave that continues to retain its own customs, languages, places of worship, social clubs, and identity. Popularly known as a "city-within-a- city", it has developed its own government, traditions, over 300 restaurants, and as many shops.

There are two hospitals, numerous parks and squares, a post office, and other infrastructure. Visitors can easilybecome immersed in a microcosmic Asian world, filled with herbal shops, temples, pagoda roofs and dragon parades. In addition to it being a starting point and home for thousands of Chinese immigrants, it is also a major tourist attraction.

For more information on San Francisco's Chinatown check out the following link:

http://en.wikipedia.org/wiki/Chinatown,_San_Francisco

Date: 10 May, 2012
Day: Thursday Mid-Day
Time: 11:00 AM – 3:00 PM
Meeting
Location: Dragon Gate on Grant Avenue at Bush Parking: Sutter Stockton Garage (recommended)

To thank Curtis for his insights and anecdotes, we will be taking him to lunch at one of his favorite, non-tourist neighborhood restaurants (chopsticks will be provided).

Send me your email confirmation at: Joe Messina
415-563-6577
jtmessina@tcrworld.com

List of the 8 participating members and Tips for the Field Trip in a later email.

New iPad, iPhoto and Photoshop Touch

More than an expensive toy?

iPad: $499 (16GB) $699 (64GB)

iPad with 4G: $629 to $829

The Decision

For two long years I tried, but failed, to justify buying an iPad. Last year I got a gift voucher for one but bought a macro lens instead. I reckoned if I buy the lens it would be easier to justify buying an iPad for work later.

This year my patience paid off. I discovered iBooks, a way to create interactive books (resembling the ones seen in Harry Potter or Star Trek) for the iPad.

So on Star Date 3-16-2012 I found myself in line at the Corte Madeira Apple store behind the 70 others who were waiting for the new iPad. 15 minutes before the store opened, an Apple employee walked to every person in line, asked them which version they wanted, and handed them a small card displaying that version's details. This way one would know if the version was sold out without the disappointment of having waited in the store.

When the doors opened each customer was welcomed by a greeter who introduced them to one of about 100 Apple employees. My guy gave me my iPad, a fancy cover and the camera connection kit. I was out of the store exactly 9 minutes after its opening.

Camera Interface

The iPad camera kit comes as two white dongles that plug into the dock connector of the iPad. The one dongle reads SD cards directly, the other has a USB interface.

I plugged the USB cable from my Canon 7D directly into the USB dongle. I take all my pictures in raw and was surprised to see that the iPad reads those without any trouble, in the process converting them to JPEG. Before importing you can select individual image to include or exclude in the import.

Once the import is complete, thumbnails of the images show up in the default iPad image viewer. These pictures are arranged in a new album that can be accessed by other applications, or used to display slideshows.

Did I mention that pictures look absolutely stunning on this new screen?

iPhoto

Apple created a version of their Mac application that runs on the iPad. It includes some of the basic editing tools that you would expect, like color, brightness and contrast adjustments and more.

iPhoto's UI is a piece of art and very well laid out. Click on the paint tool and a palette of brushes show up, giving you options to repair, fix red eyes, saturate, desaturate, lighten, darken, sharpen or soften the areas that you paint over.

The image adjustments are semi intelligent. I selected saturation and clicked on the background. A cross

appeared that adjusted the saturation on the whole image when I moved my finger up or down, or just the greenery when I move my finger left of right.

Presets

iPhoto also included a number of presets to choose from. Click on the "pixie dust" icon and a swatch of effects with small previews of the image opens. These options include artistic, vintage, aura, black & white, duotone and warm & cool. Click on any of the swatches and you can select a single effect that is then applied to the whole image.



Export Options

iPhoto allows you to create journals, a type of digital scrapbook that also allows you to add maps, captions and more. The layout tool is very easy to use and allows customization of the journal.

Sharing the pictures to Facebook, Flickr and Twitter is supported directly in iPhoto and if you have other iOS gizmos, you can move pictures between them using WiFi or Bluetooth.

Summary

iPhoto is great for simple management of pictures, limited editing, sharing images, and showing them off.

For $4.99 it is about half the cost of a movie ticket and I'm pretty sure it will be entertaining for much longer than 2 hours.

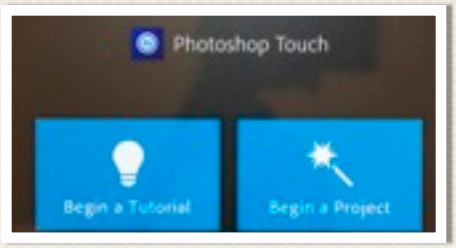

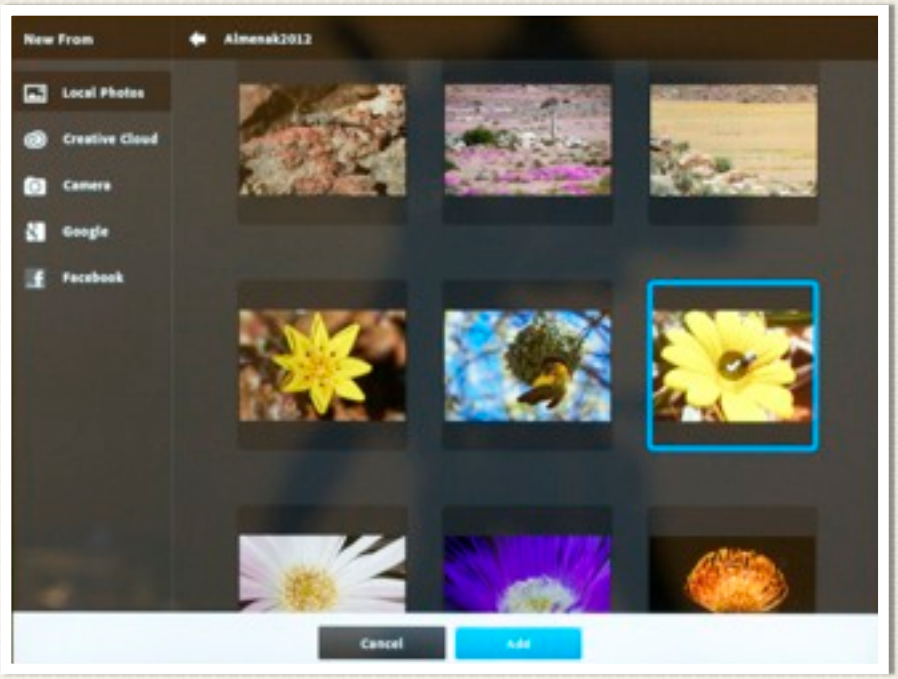

Photoshop Touch

PS Touch opens with a screen where you can either watch a tutorial or begin a project. Initially I thought this was a Adobe's acknowledgement of how difficult their GUI design is, and a way to mold user interaction instead of changing the interface.

When you start a project, PS allows you to select a local photo, a picture from the Adobe creative cloud, or a number of other options.

Once you selected a picture, the toolbar shows up. This may look somewhat familiar to regular Photoshop users.

One of the best selection tools I've seen is hidden in this menu. The "scribble selection" tool has two options. The first, called "Keep" lets you drag around the edges of an object. It shows the area in green. Then use the other option, "Remove" to specify the area to be removed by the selection. Then the magic happens: similar to regular PS CS5 you can the refine the edges and perform operations on the selection, like creating a new layer from the selection or inverting the selection.

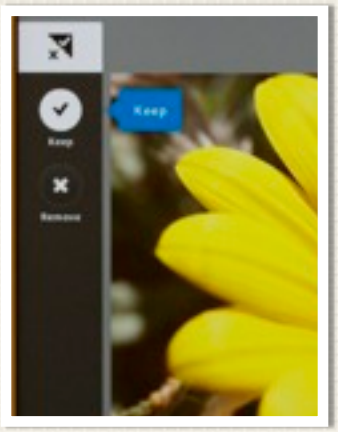

Layers work like they do in PS and there are also options to change the blend mode or opacity of a layer.

Other tools allow application of special effect like Gaussian and Directional blur, and more. These effects are grouped in basic, stylize, artistic and





photo effects, the PS equivalent being the filter gallery.

The operations menu allows you to crop the image, change the size, add text, gradients, fades and warps.

And then there are the normal adjustments like black& white, saturation, brightness & contrast, color replace, levels, curves and more.

In this area the application is much stronger than iPhoto and at more than double the price ($9.99) you would expect nothing less!

I masked my flower using the scribble selection tool, refined the edges and then inverted the selection. I then applied a desaturation operation on the background, the result being a black and white background that emphasizes the flower.

The maximum size of images the Photoshop Touch can handle is 1600x1600, perfect for the club competitions.

Export options are similar to iPhoto. There is support for a cloud service, Facebook and more.

In summary, the application comes with pretty much all of the image editing tools found in the desktop version of PS, but all the tools are optimized for use with fingers and the accuracy associated with it.

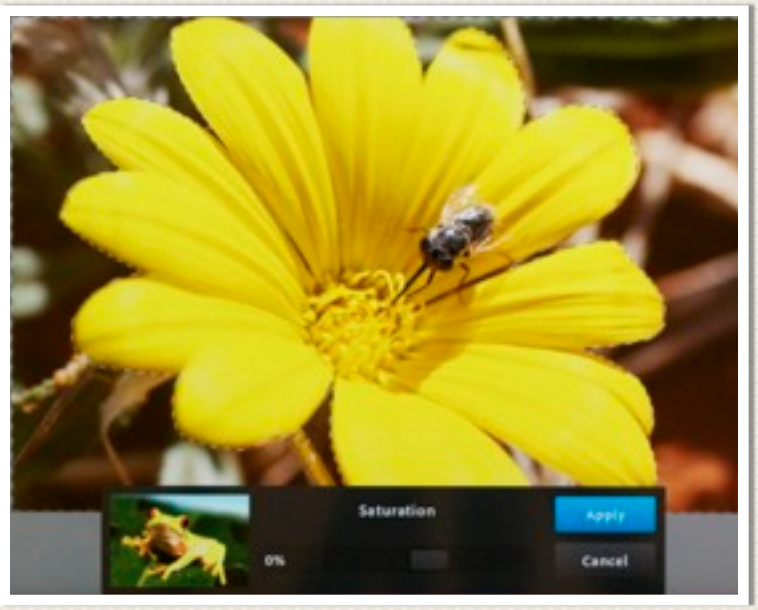

Which one to buy?

Photoshop has a size limitation, if that is an issue for you, but supports layers. iPhoto does not have such a rich set of editing tools, but it is much easier to use.

Photoshop touch has access to more sources for your pictures, iPhoto has better presentation.

Photoshop must use the adobe Cloud or Facebook to export images. iPhoto exports images to iTunes, or directly to iPhoto or Aperture on the Mac.

But for less then $15 I can have both; do the heavy lifting in Photoshop touch and the rest in iPhoto.

Or a different perspective: for about the price of Photoshop CS5 I can have an iPad with iPhoto and Photoshop touch. My rationalization exercise is complete!

SHOWIN' ON THE RIVER

Merrill Mack, Harvey Abernathy and Mary Macey Butler have images in the 2012 Juried Photography Show 'SHOWIN' ON THE RIVER' at the Riverfront Art Gallery in Petaluma, at 132 Petaluma Blvd. North.

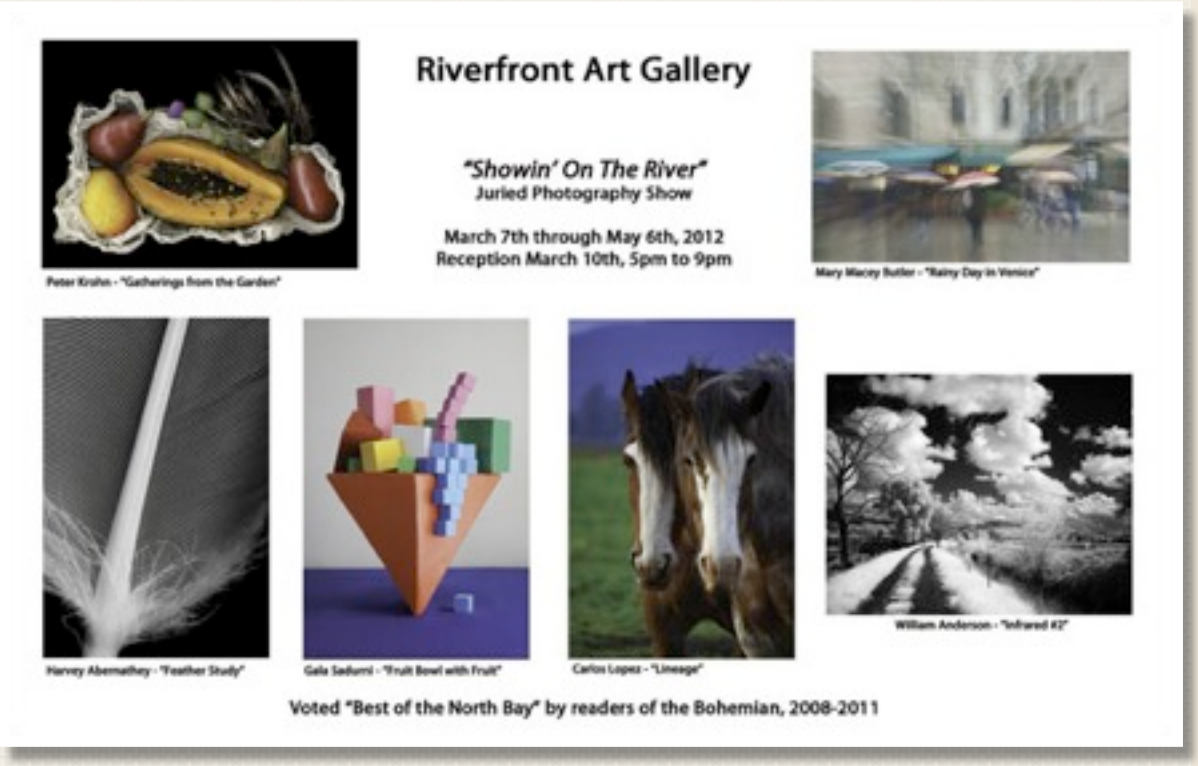

CIVIC CENTER EXHIBITION

Our exhibition at the Marin Civic Center is coming to an end. If you have any prints in the competition, they have to be picked up on 4/13 at 9:00AM

Take the N San Pedro off-ramp, make a left on Civic center drive and immediately make another left on the first road that goes under the civic center. Once you get parking, walk back up the road and walk through the doors on your left. The exhibition is on the ground level. Take the elevators to the 3rd level for the rest of exhibition.

BOB HOUSER BIO

JUDGE'S BIO FOR THE APRIL 3 PRINT COMPETITION

Bob took his first picture at the age of seven using his father's TLR. His photographic career began with shooting travel work for an adventure travel company. He had the opportunity to shoot in over twenty countries around the world. With this experience, he began shooting sports, travel and lifestyle work for magazines. His sports images began taking on a more conceptual angle, and at the same time, he began to focus more on portraiture.

Located in San Francisco during the internet boom, he had the opportunity to witness firsthand the ups and downs of this sector while shooting for publications such as Business Week, Information Week, Der Spiegel, Red Herring and the Industry Standard. Continuing to shoot editorially, he also does annual report and corporate work for numerous Silicon Valley companies.

More recently, he completed annual reports for Safeway, BioRad and Franklin Templeton. Bob is a member of APA, ASMP, co-founder of Editorial Photographers and co-founder and President of bigshotstock. His stock database is available on his website www.roberthouser.com as well as through his stock agencies, bigshotstock, PhotoLibrary, Uppercut Images, Getty.

ROBIN BRAUNFELD BIO

JUDGE'S BIO FOR THE APRIL 24 PROJECTED COMPETITION

I've always loved photography. I bought my first 35 mm SLR camera in 1980 and have traveled extensively throughout the US and some foreign countries seeking images of meaning and beauty. When I go into a bookstore, I wind up in the photography section and after looking at their books for a while, I ask myself "Did I come into this store for some other purpose?". I am always ready to encounter a 'new' image, whether it be of a common or famous subject or something completely new.

Philosophy: I like impact, whether it be immediate or subtle. Constructive criticism goes a long way. I am not a stickler for 'rules'. If it works, break them.

MEMBER SURVEY

At the end of last year / beginning of the year, Mike Green sent out a general member survey. Here are some more findings.

Prioritizing the importance of activities informs the Club of what its members want, and want done well. Among the membership as a whole,

- Photo Critiques and Scheduled Education Events were more important than Competitions or interactions with other members.
- Members also expressed generally strong acceptance for allowing members to critique other members' photographs
- Other important topics included Landscapes and learning about the Art of Photography and Photoshop.
- 85% of the membership read the Focal Plane 'frequently' or 'always,' making it by far, the most frequently reviewed or attended Club product, including competitions, field trips or education events.
- More than 80% of the membership preferred to learn about activities through either email or the Focal Plane. A majority of the membership preferred emails as frequently as new information became available.

UPCOMING DATES

Date	Event	More Information
4/3	Print Competition	TJ Campbell
4/10	Education Night - Architectural photography with Bob Warren	Harvey Abernathy
4/17	Board Meeting	Bruce Kocen
4/24	Digital Competition	Keith Cockerham

Where did that come from?

Shutter speed = 500 / focal length

Canon Explorer of Light photographer Jennifer Wu gives this formula as a rule of thumb to take pictures of stars

To take star shots set your camera up as follows:

- Manually focus the camera on infinity – the camera will not autofocus correctly
- 14- 35 mm lens for a full frame camera
- 10-24 mm lens for a crop sensor camera
- 500 / lens focal length = shutter speed Example 500/25mm = 20 second exposure
- Set the aperture wide open
- Meter the sky and increase the camera ISO until the meter reads one stop over exposed – this may get as high as 6400 ISO. My range was from 2000-6400 ISO
- If your camera has any noise reduction settings, turn it off.
- White balance temperature set to 3400-4400 (this can be done in camera or in processing software if shot in RAW)
- An interesting foreground can be painted with light to add to the photograph.
- Scout locations before dark – the best are remote with no light sources from local cites, any street lights, etc.

Keith Cockerham attended one of Jennifer's classes and provided the information as well as these 2 shots from his first try at photographing the stars. The location was the Sonoma Reservoir at 7:30 pm.

Here he used a 19mm lens, ISO 6400 at F3.5 with a 25 second exposure. He used white light to paint the tree.

In this image he used the same lens and camera settings with red light to paint the trees.

How I took the picture

Peaceful surroundings, White Sands, New Mexico

A group of the club members and I went to New Mexico for a week of photography. The weather was beautiful but cold. We all got great shots, over the next few months you will be seeing these pictures from my fellow Photographers and myself, please enjoy.

John Klingel and I stayed in the White Sands National Park before and after sunset taking pictures. We returned to the park the next morning before sunrise and got a lot of great shots.

This picture was taken at White Sands New Mexico in the late afternoon in the dunes. It is and HDR photo processed in NIK HDR EFEX PRO, COLOR EFEX PRO™3, SILVER EFEX PRO™ 2.

My camera was a Nikon D90 with a18 to 105 lenses, aperture: 18 ISO 200, focal length: 105. I took a three shot bracket. +2 normal -2.

Russ

Lost in Thought on the Way to the Field - Myanmar

This picture was taken from a moving boat on the way to Inle Lake in Myanmar. It was shot using a Canon EOS 30D, manual exposure, 1/320th sec. at f/8. Focal length was 100mm, ISO 400.

Christine

CLASSIFIEDS

This section is open for all club members to advertise items that can be re-used.

Just send me an email with the details.

PAPER

I AM GIVING AWAY A PACKAGE OF LEGION-SOMERSET VELVET PAPER, 25 SHEETS, 13 X 19. SHOULD YOU DECIDE TO GIVE ME A FEW DOLLARS FOR IT, I WON'T BE SHY.

EITHER WAY, I DON'T WANT IT ANYMORE.

MERRILL MACK

FREE – EPSON R1800 PRINTER

I am giving away my old friend, the Epson R1800 which includes a pretty full set of inks. I have the original Software that came with the printer.

It has served me well over the years. There is a slight banding problem, which I am sure can be fixed with a good head cleaning. I have the original Software that came with the printer.

I have a few ink cartridges still in the boxes that I will sell really cheap.

Take it off my hands, give it a good cleaning and enjoy.

“8-color Epson UltraChrome Hi-Gloss® pigment inkset for superior gloss and a wider color gamut. Supports glossy, luster, matte, fine art, and direct CD/DVD printing
Produces 13" x 44" BorderFree panoramic prints with roll paper.
Fade-resistant photos lasting up to 200 years under glass or 300 years in a photo album1
Speeds through a 11" x 14" photo in as fast as 1 minute 51 seconds.

Print Images: Competition Results

Print Images - Color Pictorial - Basic

Place	Author	Photo
First Place	Philip M. Shaw	Bronc Rider
Second Place	Philip M. Shaw	Ford Falcon at 2AM club
Third Place	Rick Budde	Fallen Petals



Print Images - Color Pictorial - Intermediate

First Place	Barbara Hansen	Eastern Sierras in the Fall
Second Place	Catherine d'Alessio	The Adelies of Antarctica
Third Place	Barbara Hansen	Geese at sunset in the delta



Print Images - Color Pictorial - Advanced

First Place	Gene Morita	Sunrise over Monument Valley
Second Place	Maureen McGettigan	Selling carpets in the Sahara desert, Morocco
Third Place	James W Harrais	San Francisco bay and the palace of fine arts

Print Images - Color Pictorial - Masters

First Place	Gina Flemming	Fumarole
Second Place	Carol Zychowski	Yellowstone winter sunrise
Third Place	Gail Pierce	The pink flowers on the wall

Print Images - Monochrome - Basic		
First Place	Kevin Westerlund	A pond in the San Juan mountains
Second Place	Virginia Meyer	Raven in flights
Third Place	Virginia Meyers	Yosemite falls

Print Images - Monochrome - Intermediate		
First Place	Russell Flaum	Peaceful surroundings, White Sands, New Mexico
Second Place	Ken Hoffman	Angles and shadows, Cow Hollow
Third Place	Catherine d'Alessio	Got clams?

Print Images - Monochrome - Advanced		
First Place	Rosemary Greenberg	Sunlight through redwood trees
Second Place	John Klingel	Road to Pescadero
Third Place	Gene Morita	Maasai Young Boy by the Door of his parent"s hut, Outside Seregeti National Park

Print Images - Pictorial - Masters		
First Place	Gina Flemming	Ghost women
Second Place	Carol Zychowski	Yellowstone Snowstorm
Third Place	Gail Pierce	The tree- IR

Print Images - Landscape/Panorama - Basic		
First Place	Philip Shaw	Sunrise over La Ventana Bay, BCS, Mexico
Second Place	Barbara Hansen	Castello de Tamalpais
Third Place	Barbara Hansen	San Francisco

Print Images - Landscape/Panorama - Advanced		
First Place	John Klingel	Basque del Apacha sunrise
Second Place	Ginna Fleming	Dead trees in the pond
Third Place	Kevin Westerlund	Morning in the Alabama hills

Print Images - Alternate - Basic		
First Place	Virginia Meyer	Red sunset, Mt Tamalpais, CA
Second Place	Wendy Hannum	Sky at Alstrom Point, Utah
Third Place	Ken Hoffman	Heavy sky over Sedona



Print Images - Journalism - Advanced		
First Place	John Klingel	Storm coming
Second Place	Carol Zychowski	Palouse clouds
Third Place	TJ Campbell	Capturing the approaching storm in Death Valley

Projected Images: Competition Results

Projected Images - Alternative: Landscape/Panorama - Basic			
Place	**Maker**	**Photo**	
First Place	Steve Ziman	Sunset, Qiubei, Yunnan Province, China 2011	
Second Place	Debbie Pompei	Grazing at Las Gallinas Creek	
Third Place	Catherine d'Alessio	Paradise Bay, Antarctica.	
Projected Images - Alternative: Landscape/Panorama - Intermediate			
First Place	Mike Green	Foggy sunrise	
Second Place	Richard Thoerner Lynch	San Mateo Lagoon at night	
Third Place	Steve Disenhof	A view that's ever changing and always astonishing	
Projected Images - Alternative: Landscape/Panorama - Advanced			
First Place	Vicki Rupp	Dawn on the Yellowstone River	
Second Place	Anand Rane	Gates to the Valley. Yosemite National Park, California.	
Third Place	Kevin Westerlund	Cracked Eggs, Bisti Wilderness Area, New Mexico	

Projected Images - Alternate, Shadows - Basic		
First Place	Eloise Rivera	Sconce shadows on a wall
First Place	Havey Abernathey	Shadow from handle on side of old truck
Second Place	Rick Budde	Shutters
Third Place	Susan Homes Schwartzbach	Morning



Projected Images - Alternate, Shadows - Advanced		
First Place	Marilyn Bagshaw	Skier
Second Place	James Harais	Dancing shoe
Third Place	John Sircus	...and my shadow



Projected Images - Alternate, Shadows - Masters		
First Place	Gail Pierce	Shadows of a wine glass on the table top
Second Place	Gina Flemming	Running on the beach, India
Third Place	Merrill Mack	Bike rack shadow at Fort Mason

Projected Images - Journalism - Basic

First Place	Carol Etchebarren	Pro surfer Fred Patacchia takes air, Rip Curl Pro Contest, Ocean Beach, SF
Second Place	Marti Cagwin	Acrobat performs at Marin County Fair
Third Place	Peter Theran	Helicopter practices procedures to pick up a rescue swimmer in SF Bay.

Projected Images - Journalism - Intermediate

First Place	Steve Disenhof	76 Bay to Breakers runners paired with girls running the same 7.46 miles at their school in Kenya [1 of 4]
Second Place	Roberta Claire Lasota	Young girl of the Himba tribe tending her goats, Namibia, Africa

Projected Images - Journalims - Advanced

First Place	Mary Macey Butler	Four laps to go, San Rafael twilight criterium
Second Place	James Harais	A Berkeley glass blowing class demonstration
Third Place	TJ Campbell	Traffic Jam when hiking Half Dome in 2011 Labor Day Weekend. Permits required in 2012 for this reason.

Projected Images - Journalism - Masters

First Place	Carol Zychowski	Bull Bronc Rider Needs to Hang on for Two More Seconds to Qualify, Auburn Rodeo
Second Place	Gene Morita	Photographing the reflections from the Aluminum walls of the "Bean", Millenium Park, Chicago,IL
Third Place	Jane Allen	Street Preacher Uses His Teenage Son As A Sound Man in Guatemala



Projected Images - Travel - Basic

First Place	Catherine d'Alessio	Music to Browse By: Accordionist in Rome, Italy.
Second Place	Harvey Abernathy	View of El Capitan at night from Yosemite Valley
Third Place	Lynn Shaw	Veiled woman in Morocco

Projected Images - Travel - Intermediate

First Place	Ron McGinnis	Reclining Budda and Young Girl, Bagan, Myanmar
Second Place	Irene Hightower	Mountains in Piano Grande, Umbria, Italy
Third Place	Joseph Messina	The seawall, Essaouria, Morocco



Projected Images - Journalims - Advanced

First Place	John Klingel	Four laps to go, San Rafael twilight criterium
Second Place	James Harais	A Berkeley glass blowing class demonstration
Third Place	TJ Campbell	Traffic Jam when hiking Half Dome in 2011 Labor Day Weekend. Permits required in 2012 for this reason.

Projected Images - Journalism - Masters

First Place	Christine Hansen	Lost in Thought on the Way to the Field – Myanmar
Second Place	Maureen McGettigan	Washing and drying oriental carpets in Chefchouen, Morocco
Third Place	Ginna Fleming	From the age of puberty Muslim women of the Jat tribe in NW India must wear these nose rings, the weight supported by a cord attached to a hair comb.

Projected Images - Pictorial - Basic

First Place	Steve Ziman	Rice terraces, sunrise, Yunnan Province, 2011
Second Place	Catherine dAlessio	Waiting to be called: the Maiko at the Kitano Shrine in Kyoto, Japan
Third Place	Mike Proudfit	Don't be in such a hurry

Projected Images - Pictorial - Intermediate

First Place	Rick Budde	Passing bye
Second Place	John Klingel	The Old point Reyes
Third Place	Doris Jansen	Cactus closeup

Projected Images - Pictorial - Advanced

First Place	Anand Rane	Sundial bridge abstract
Second Place	Carol Zychowski	Gentoo penguins at sunset
Third Place	Marti Cagwin	Abandoned Adobe



Projected Images - Pictorial - Masters

First Place	Vicki Rupp	White Sands
Second Place	Mary Macey Butler	Afternoon respite, Trinidad, Cuba
Third Place	Gail Pierce	Morning sun and fog lifting on the old skiff



N4C Winners: Projected images

Pictorial Images, March 2012. Judge: Stephen Weiss			
Cat	**Award**	**Author**	**Title**
B	5	Joe Boonee	North tower and Coit tower
I	1	Doug Kayne	Contemplation
I	HM	Mike Green	Merced Riverbank
A	5	Marti Cagwin	One classy joint
M	3	Mary Macey Butler	Green door and railing, Trinidad, Cuba
Nature Images , March 2012. Judge: Stephen Weiss			
B	2	Robbie Lasota	Herd of impalas on the move in the Okavango delta, Botswana, Africa
B	4	Rick Budde	Java Sparrows
I	2	Mauritz Botha	A stick grasshopper on a lichen covered rock
I	3	John Klingel	Baby Oranguntans stay with their mothers during first few years after birth, hanging on tightly as mother moves through trees. Pango pygmaeus
A	HM	TJ Campbell	Red-Tailed Hawk (Buteo jamaicensis)) eating Snow Goose (Caeruleseens) in Bosque del Apache NWR
M	1	Wendy Hannum	Two Grizzly Bears Sparring (Ursus arctos horribilis), Lake Clark National Park, Alaska.
M	2	Vicki Rupp	Hawk story
Creative Images , March 2012. Judge: Stephen Weiss			
B	4	Doug Kayne	Blue moons of Saturn
I	5	Rick Budde	Window blind chains
I	HM	Harvey Abernathey	Macro shot of multi-colored leaf with transposed Pintail Butterfly blended into leaf layer.
A	1	Rosemary Greenberg	Shellscape
M	HM	Iren Hightower	Tranquility

N4C Winners: Prints

Pictorial Images, March 2012. Judge: Lois Shouse			
Cat	**Award**	**Author**	**Title**
B	1	Phil Shaw	Ford Falcon at 2AM club
B	2	Phil Shaw	Bronco Rider
I	2	Barbara Hansen	Eastern Sierras in the fall
A	HM	Gene Morita	Sunrise over Monument Valley
M	1	Carol Zychowski	Yellowstone winter sunrise
M	4	Ginna Fleming	Fumarole
Monochrome , March 2012. Judge: Lois Shouse			
B	1	Kevin Westerlund	A pond in the San Juan mountains
B	2	Ginny Meyer	Yosemite falls
B	4	Ginny Meyer	Raven, in flight
I	3	Russel Flaum	Peaceful surroundings, White Sands, New Mexico
A	5	Gene Morita	Maasai Young Boy by the Door of his parent's hut, Outside Seregeti National Park
A	HM	John Klingel	Road to Pescadero
M	2	Gail Pierce	The tree – IR